


SINGER
112W119

Back Cabinet

LIST OF PARTS



MACHINE No. 112w119

THE SINGER MANUFACTURING COMPANY

INDEX

	PAGE
ACCESSORIES	17
BOBBIN WINDER	17
FEED DOGS	19
KNEE LIFTER	18
MACHINE No. 112w119	7
MISCELLANEOUS PARTS	20
NUMERICAL LIST OF PARTS	21
THREAD UNWINDER	19
THROAT PLATES	20

From the library of: Diamond Needle Corp

Instructions for Ordering

In ordering from this list, use **ONLY** the **PART** number in the **FIRST** column.

The number stamped on a Sewing Machine Part is the number of the Single Part only, except when the part includes Set Screws, Clamping Screws, Studs and Rollers Spun on, Small Wires riveted, or Parts soldered together, etc., which it is necessary to furnish in combination.

Every combination of parts sent out has its specific number which, although not stamped on Parts (except in above case), must be used when ordering the combination.

Each number always indicates the **SAME PART** in whatever list it appears, or for whatever Machine.

The letters after some of the numbers indicate the style of finish only, as follows:

- A. Hardened, Polished and Plated.
- B. Polished and Plated.
- C. Hardened only.
- D. Polished only.
- E. Soft, not polished.
- F. Hardened and Polished.
- H. Blued.
- J. Nickle Plated only
- R. Merlized.
- Y. Black Nickle Plated only.

These letters **MUST BE USED** when they appear in the list and **AFTER** the number, as in the list.

In this series

- 200001 to 201500 and 350001 to 351500 are Screw Numbers.
- 201501 to 201800 and 351501 to 351800 are Nut Numbers.
- 201801 to 202000 and 350801 to 352000 are Roller Numbers.
- 202001 to 350000 are Numbers of Machine Parts.


The figures in the second column refer only to the plate in which the illustration of the part is shown and are **NOT TO BE USED** in ordering.

Two or more numbers over a cut indicate that the difference between such parts is not visible in an illustration.

Parts marked with an asterisk (*) are furnished only when repairs are made at the factory.

LIST OF PARTS COMPLETE

FOR



MACHINE No. 112w119

TWO NEEDLE. HIGH SPEED. DROP FEED

For Stitching on Facings and Cutting Pocket Holes in Garments at One Operation

In gauges from $\frac{1}{16}$ to $\frac{3}{4}$ inch

No.	Plate	Name
*248276		Arm
224002	13224	" Cap
200278H	13265	" " Screw
202248	14458	" " " Washer
204235	13265	" Position Pin (2)
200004E	14458	" Screw (3)
202005	14458	" " Washer (3)
248277	14460	" Shaft with 200357E and 224392
202243	14459	" " Bushing (back) with
		202244
202244		Arm Shaft Bushing (back) Oil
		Packing (wick)
200338C	14458	Arm Shaft Bushing (back) Set
		Screw
207080	14459	Arm Shaft Bushing (front) with
		202244

From the library of: Diana

No.	Plate	Name
202244	---	Arm Shaft Bushing (front) Oil Packing (wick)
200502B	14458	Arm Shaft Bushing (front) Oil Packing Thumb Screw
200341C	13232	Arm Shaft Bushing (front) Set Screw
224103	14459	Arm Shaft Connection Belt
224200	14461	" " " " Pulley with 200327C, 200602E and two 202253
200602E	13265	Arm Shaft Connection Belt Pulley Position Screw
200327C	14458	Arm Shaft Connection Belt Pulley Set Screw
202253	13265	Arm Shaft Connection Belt Pulley Spring Flange
224138	14458	Arm Shaft Connection Belt Timing Collar with 200113E
200113E	13265	Arm Shaft Connection Belt Timing Collar Set Screw
224139	13265	Arm Shaft Connection Belt Timing Plate
200164B	13265	Arm Shaft Connection Belt Timing Plate Screw (2)
224392	---	Arm Shaft Oil Packing (wick)
200357E	14458	" " " " Stop Screw ..
224144	14459	Attachment Slide Plate with 213479 and 236061
236061	13265	Attachment Slide Plate Friction Slide
213479	13265	Attachment Slide Plate Friction Slide Spring
235806	14460	Balance Wheel (belt groove 2 1/2 in. diam.) with 200328C and 200335C ..
200328C	14458	Balance Wheel Position Screw ...
200335C	14458	" " " " Set Screw
*224105	---	Bed with 203376
202258	14459	" Hinge Connection (2)
200570E	13232	" " " " Screw (4)
54897	13265	" Oil Cup
223852	14461	" Slide (back)
223811	13265	" " " " Stop
223812	13265	" " " " Spring
223853	14461	" " (front), for use with throat plates in gauges from 3/8 to 1/2 inch
224043	13233	Bed Slide (front), for use with throat plates in gauges from 4/32 to 3/4 inch

No.	Plate	Name
203470	14458	Bobbin (2)
*236081	---	" Case
203648	13232	" " Latch
*202056	---	" " " Pin
203473	13232	" " " Plunger
203474	13265	" " " Spring
224004	14458	" " Opener
224005	14458	" " " Lever with 201349C, 201542C and 203101
201349C	13232	Bobbin Case Opener Lever Driving Screw Stud
201542C	13232	Bobbin Case Opener Lever Driving Screw Stud Nut
203101	---	Bobbin Case Opener Lever Driving Screw Stud Oil Packing (wick) ..
223622	13232	Bobbin Case Opener Lever Hinge Stud with 202277
202277	---	Bobbin Case Opener Lever Hinge Stud Oil Packing (wick)
200364C	13265	Bobbin Case Opener Lever Hinge Stud Set Screw
223623	13232	Bobbin Case Opener Lever Link ..
200118D	13232	" " " " Screw
236083	13265	" " Tension Spring
201016E	13265	" " " " " Regulat- ing Screw
200594C	13232	Bobbin Case Tension Spring Screw
203216	---	" " Washer (cloth)
236082	13265	Bobbin Case complete, Nos. 200594C, 201016E, 202056, 203216, 203473, 203474, 203648, 236081 and 236083
237801	14460	Face Plate
202135	13232	" " Position Pin
200473B	13232	" " Thumb Screw
224050	14461	Feed Bar with 200336E and 201535E
224051	---	" " 224050 with 200040C, 224052 and 225837
201223C	13232	Feed Bar Hinge Screw (driving) ..
201518E	13232	" " " " Nut
211786	14458	" Dog
200106E	13232	" " Screw (2)
200336E	13265	" " Support Screw
201535E	13232	" " " " Nut
224106	14460	" Driving Connection with 200049D and 202277
201407C	13265	Feed Driving Connection Hinge Screw
201517D	13232	Feed Driving Connection Hinge Screw Nut

From the Library of Diamond Needle Co.

2/28/60

No.	Plate	Name
206758	—	Feed Driving Connection Hinge Screw Oil Packing (wick)
202277	—	Feed Driving Connection Oil Packing (wick)
200049D	13232	Feed Driving Connection Pinch Screw
202300	14461	Feed Driving Eccentric Regulating Bracket
224140	—	Feed Driving Eccentric Regulating Bracket 202300 with 224200, two each 201408c and 201525E
201408c	14458	Feed Driving Eccentric Regulating Bracket Hinge Screw
201525E	14458	Feed Driving Eccentric Regulating Bracket Hinge Screw Nut
202301	14458	Feed Driving Eccentric Regulating Bracket Plunger
202595	14458	Feed Driving Eccentric Regulating Bracket Plunger Spring
200607c	14458	Feed Driving Eccentric Regulating Bracket Plunger Spring Stop Screw
201408c	14458	Feed Driving Eccentric Regulating Bracket Stop Screw
201525E	14458	Feed Driving Eccentric Regulating Bracket Stop Screw Nut
200429c	14458	Feed Driving Eccentric Regulating Screw
200383c	14458	Feed Driving Eccentric Regulating Screw Check Screw
223650	14460	Feed Driving Rock Shaft
223651	—	" " " " 223650 with 201223c, 201518E and 224051
224141	14461	Feed Driving Rock Shaft Crank with 200019E
200019E	14458	Feed Driving Rock Shaft Crank Pinch Screw
202625	14462	Feed Driving Rock Shaft Stop Collar with two 200383c (2)
200383c	14458	Feed Driving Rock Shaft Stop Collar Set Screw
224154	14462	Feed Lifting Cam with 201220c
224052	14462	" " " Fork with 200173D and 223655
200040c	14462	Feed Lifting Cam Fork Screw
225837	14462	" " " " " Washer
223655	—	" " " Oiling Felt
200173D	14462	" " " " " Screw

No.	Plate	Name
201220c	14462	Feed Lifting Cam Set Screw
224142	14461	" Regulating Spindle with 202311, 202443 and 202619
*202311	—	Feed Regulating Spindle Head
202443	14464	" " " " Pin
202619	14464	" " " " Position Pin
*224016	—	Hook (sewing)
224115	14462	" 224016 with 224025, 224100, two each 200590D and 201253E
240032	—	Hook and Bobbin Case complete, Nos. 224115 and 236082
224019	14462	Hook Bushing (lower) (bronze)
200364c	13265	" " " Set Screw
224020	14462	" " (upper) (bronze)
200446c	14462	" " " Position Screw
223867	14462	" Driving Gear (spiral) with 200362c and 201222c (2)
201222c	14462	Hook Driving Gear Position Screw
200362c	14462	" " " Set Screw
224021	14462	" " Pinion (spiral) with two 200382c
200382c	14462	Hook Driving Pinion Set Screw
224022	14462	" " " Thrust Washer
224110	14460	" " Shaft
224111	14459	" " " Bushing with 202244
202244	—	Hook Driving Shaft Bushing Oil Packing (wick)
200327c	14458	Hook Driving Shaft Bushing Set Screw
224112	14461	Hook Driving Shaft Connection Belt Pulley with 202253 and two 201254c
201254c	14462	Hook Driving Shaft Connection Belt Pulley Set Screw
202253	13265	Hook Driving Shaft Connection Belt Pulley Spring Flange
224100	14462	Hook Gib
201253E	14462	" " Screw
224023	13224	" Saddle (left) with 200009E, 200446c, 224019, 224020 and two 200364c
224024	13224	Hook Saddle (right) with 200009E, 200446c, 224019, 224020 and two 200364c

From the library of Diamond Die Corp.

No.	Plate	Name
223680	13233	Hook Saddle Bearing (left)
200327c	14458	" " " " Set Screw
223681	13233	" " " (right)
200335c	14458	" " " " Set Screw
223682	13233	" " Oil Guard
223814	—	" " " " Felt
200096d	14462	" " " " Screw (2) ...
200009e	14462	" " Pinch Screw
200006e	14464	" " Screw (2)
225585	14464	" " Washer (2)
237193	—	Hook Saddle (left) complete, Nos. 200118d, 223622, 223623, 224004, 224005, 224021 to 224023 and 240032
240033	—	Hook Saddle (right) complete, Nos. 200118d, 223622, 223623, 224004, 224005, 224021, 224022, 224024 and 240032
224025	14464	Hook Washer
200590f	14464	" " Screw
237837	14460	Knee Lifter Connection Lever
200262h	14464	" " " " Hinge Screw
223684	14460	Knee Lifter Connection Lever Lift- ing Rod with 202302
202302	14464	Knee Lifter Connection Lever Lift- ing Rod Cotter Pin
206628	14464	Knee Lifter Connection Lever Lift- ing Rod Spring
227227	14464	Knee Lifter Connection Lever Lift- ing Rod Spring Collar with 200113f
200113f	13265	Knee Lifter Connection Lever Lift- ing Rod Spring Collar Set Screw
248293	14460	Knee Lifter Lifting Lever
200262h	14464	" " " " Hinge Screw
213761	14464	Knife
237806	14463	" Bar
237807	14464	" " Angle Extension
200126d	14464	" " " " Screw (2)
248278	14463	" " Driving Eccentric with 200382c and 200437c
248279	14463	Knife Bar Driving Eccentric Fork with 200382c and 201464c
201464c	14464	Knife Bar Driving Eccentric Fork Position Screw
200382c	14462	Knife Bar Driving Eccentric Fork Set Screw

No.	Plate	Name
200437c	14464	Knife Bar Driving Eccentric Posi- tion Screw
200382c	14462	Knife Bar Driving Eccentric Set Screw
202891	14463	Knife Bar Driving Shaft Crank with 200694f and 201525e
200694f	14464	Knife Bar Driving Shaft Crank Screw Stud
201525e	14458	Knife Bar Driving Shaft Crank Screw Stud Nut
237808	14464	Knife Bar Guide Block
200011e	14464	" " " " Screw (2) ..
200337c	14464	" " " " Screw
201531e	14464	" " " " Nut
202343	14464	" " Lifting Spring
234044	14464	" " " " Plunger
237809	14464	" " Position Bracket
201387f	14464	" " " " Screw (2)
248280	14465	" Holder
200190d	14483	" " Screw (2)
237811	14465	" " Switch-in Handle
200076d	14465	" Screw (2)
244039	14463	" Switch-out Handle
200973d	14465	" " " " Hinge Screw
202900	14465	" " " " Spring (spiral)
248281	14463	Needle Bar and Holder, in gauges from $\frac{3}{16}$ to $\frac{1}{2}$ in., in steps of $\frac{1}{32}$ in., with two 200141f
202552	14465	Needle Bar Connecting Link ...
236073	14465	" " " " Oil Guard
201183d	14465	Needle Bar Connecting Link Oil Guard Screw
202333	14465	Needle Bar Connecting Link Stud with 202254
202254	—	Needle Bar Connecting Link Stud Oil Packing (wick)
200374c	14465	Needle Bar Connecting Link Stud Set Screw
200383c	14458	Needle Bar Connecting Link Stud Set Screw
*206891	—	Needle Bar Connecting Stud
202329	14465	" " " " 206891 with 200086c and 202330
202330	—	Needle Bar Connecting Stud Oil Packing (wick)
200086c	14465	Needle Bar Connecting Stud Pinch Screw

No.	Plate	Name
202692	13233	Needle Bar Crank with 200335c, 200374c, 200383c, 200428c and 202333
248283	—	Needle Bar Crank 202692 with 202329, 202399, 202400, 202552 and 223881
203172	14465	Needle Bar Crank Friction Washer
200428c	14465	" " " Position Screw ..
200335c	14458	" " " Set Screw
248284	14463	" " Frame
237815	14465	" " " Position Bracket with 200337c and 201531E
350129E	14465	Needle Bar Frame Position Bracket Screw (2)
207069	14465	Needle Bar Frame Position Pin ..
200118D	13232	" " " Screw
210910	14465	" " " Stud with 202277
202277	—	" " " " Oil Packing (wick)
200347c	14465	Needle Bar Frame Stud Set Screw
200141F	14465	" Set Screw
244033	—	Presser Bar (hollow)
202335	14463	" " 244033 with 200074F ..
207072	14466	" " Bushing (2)
200352c	14466	" " " Set Screw (2) ..
202671	14466	" " Lifter
200653c	14466	" " " Hinge Screw ..
207963	14466	" " Lifting Releasing Lever Bracket
200975F	14466	Presser Bar Lifting Releasing Lever Bracket Guide Screw
206608	14466	Presser Bar Lifting Releasing Lever Bracket Spring
237820	14466	Presser Bar Position Guide
202338	14466	" " " " Lever with 200086F
200086F	14465	Presser Bar Position Guide Lever Pinch Screw
200352c	14466	Presser Bar Position Guide Set Screw
237836	14460	Presser Bar Spring (flat)
210949	14466	" " " Bracket with 200086c
200086c	14465	Presser Bar Spring Bracket Pinch Screw
200538c	14466	Presser Bar Spring Regulating Screw

No.	Plate	Name
200948F	14466	Presser Bar Spring Support Screw
229288	14466	" Foot, 46 needle hole, in gauges from $\frac{3}{16}$ to $\frac{1}{2}$ in., in steps of $\frac{1}{32}$ inch
229289	14466	Presser Foot, 46 needle hole, in gauges from $\frac{11}{16}$ to $\frac{1}{2}$ in., in steps of $\frac{1}{32}$ inch
200074F	14483	Presser Foot Screw
223881	14483	Take-up Lever
202399	14483	" " Driving Stud with 202277
202277	—	Take-up Lever Driving Stud Oil Packing (wick)
202400	14483	Take-up Lever Hinge Stud with 202423
202423	—	Take-up Lever Hinge Stud Oil Packing (wick)
200363c	14483	Take-up Lever Hinge Stud Set Screw
202401	—	Take-up Lever Oiling Felt
200132E	14483	" " " " Screw ..
234086	14483	Tension Bracket with two each 201224B and 236060
200159F	14483	Tension Bracket Screw
234047	14483	" " " Socket
200368H	14483	" " " " Set Screw
236098	—	Tension Bracket Thread Guide (double)
200174H	—	Tension Bracket Thread Guide Screw
234087	—	Tension Bracket complete, Nos. 200174H, 200978H, 201199F, 223703, 223706, 223707, 234086, 236098, two each 13710, 200309E, 204059, 204271, 223704, three 201572B and four 241048
244048	14483	Tension Disc
236060	14483	" " Position Pin
210950	14483	" Release Driving Lever with 200394c and 202676
202676	14483	Tension Release Driving Lever Pin
237819	14483	" " " " " Slide Bar
237828	—	Tension Release Driving Lever Pin Slide Bar 237819 with 200167E and 210952
202678	14483	Tension Release Driving Lever Pin Slide Bar Spring

No.	Plate	Name
200394c	14483	Tension Release Driving Lever Set Screw
223703	14468	Tension Release Lever
200309E	14468	" " " Screw
223704	14468	" " Plunger
204271	14468	" " Washer
13710	14468	" Spring
201224B	14468	" Stud
201572B	10881	" Thumb Nut
223706	14468	Thread Controller Disc
200978H	14468	" " " Screw
223707	14468	" " Spring
210952	14483	" " " Stop
200167E	14483	" " " Screw
201199F	14468	" " Stud with 204925
200061c	14468	" " Set Screw
204925	14468	" " Washer
201572B	10881	" " Thumb Nut
224028	14468	" Guide
210955	14468	" " (upper)
210954	14468	" " (lower)
200582H	13232	" " Screw (3)
210956	14483	" Retainer Bracket with 200397H
200582H	13232	" " " Screw (2)
200355H	14483	" " Set Screw (2)
202091	14483	" " Sleeve
210993	14483	" " "
202092	14483	" " Spring
223844	14483	" " "
204058	14483	" " Stud
248287	14483	" " "
210958	14483	" " " Collar
248288	14483	" " " " (wide)
200397H	14483	" " " Set Screw
204059	—	Thread Retainer complete, Nos. 202091, 202092 and 204058
248289	—	Thread Retainer (lower) (for two threads) complete, Nos. 210956, 210958, 210993, 223844, 248287 and 248288
248286	14458	Throat Plate, 46 needle hole, for needle sizes 16 and 18, in gauges from $\frac{1}{16}$ to $\frac{3}{16}$ in., in steps of $\frac{1}{32}$ inch
200161D	14468	Throat Plate Clamp Screw
203376	14468	" " Position Pin
691F	14468	" " Screw

ACCESSORIES

No.	Plate	Name
203470	14458	Bobbin (10)
*225482	—	" Case Screw Driver Blade ...
*225483	—	" " " " Handle ..
225497	14383	Bobbin Case Screw Driver com- plete, Nos. 225482 and 225483 ...
126 x 9	—	Needles, twelve, size 14
224121	—	Drip Pan, 20 in. long, with four 1 in. wire nails
41400	14383	Machine Rest Pin (wood)
120342	14383	Oiler with 120343
120343	14383	" Spout, $3\frac{1}{2}$ in. long
*225484	—	Screw Driver Blade
*225485	—	" " Handle
225498	14383	Screw Driver complete (7 $\frac{1}{2}$ in. long), Nos. 225484 and 225485 ..
225554	14383	Wrench (steel)

BOBBIN WINDER		
Swing Automatic, Right Hand		
225453	10884	Frame with 202277 and 225438 ...
225454	10884	" Hinge Pin
202277	—	" Oil Packing (wick)
225438	10884	" " Well Cap
225455	10884	" Spring
225456	10884	" " Plunger
202473	10885	Pulley with 200380c
200380c	14468	" Set Screw
225381	10884	Spindle
225444	10884	Stop Latch
200056E	10884	" " Screw
225458	10884	" " Thumb Lever
225459	10884	" " " " Hinge Stud
225459	10884	" " " " Joint Stud
202478	10884	" " Trip Lever
200299H	10884	" " " " Hinge Screw
225461	10881	Tension Bracket with 201499B ...
200082D	10881	" " Screw
228026	10884	" " " Washer
2102	10881	" Disc
202407	10881	" Spring
201499B	10881	" Stud
201572B	10881	" " Thumb Nut

No.	Plate	Name
225462	10881	Bobbin Winder Tension Bracket complete, Nos 201572B, 202407, 225461 and two 2102
225433	10885	Bobbin Winder and Tension Bracket Base
225382	10885	Universal Bobbin Winder complete, Nos. 200056E, 200082D, 200299H, 202473, 202478, 225381, 225433, 225444, 225453 to 225456, 225458, 225462, 228026, two each 225459 and wood screws $\frac{3}{4}$ in., No. 12, R.H.B.

KNEE LIFTER

2763	13395	Rock Shaft
228278	13395	" " Hanger (back) with 356c
228279	---	Rock Shaft Hanger 228278 with 202452 and 228282
228280	13395	Rock Shaft Hanger (front) with two 356c
228281	---	Rock Shaft Hanger 228280 with 202452 and 228282
228282	13395	Rock Shaft Hanger Bracket with two wood screws $\frac{3}{4}$ in., No. 12 ..
202452	---	Rock Shaft Hanger Hinge Pin
228283	13395	" " Lifting Lever with two 356c
227728	13395	Rock Shaft Lifting Lever Rod with 227729
227729	---	Rock Shaft Lifting Lever Rod Cap
356c	---	" " " " " Set Screw
356c	---	Rock Shaft Lifting Lever Set Screw
202455	13395	Rock Shaft Knee Arm
356c	---	" " " " Set Screw ..
228284	13395	" " " Plate with 356c ..
356c	---	" " " " Set Screw ..
356c	---	" " " " Set Screw
228285	13395	Knee Lifter Rock Shaft complete, Nos. 2763, 202455, 227728, 228279, 228281, 228283 and 228284

(Other Knee Lifter Parts are listed in machine head)

THREAD UNWINDER

No.	Plate	Name
225323	14083	Spool Rest (for one spool) with 201018c
225325	14083	Spool Rest (for two spools) with 201018c
225388	14083	Spool Rest Rod
200383c	14458	" " " Set Screw
201018c	14468	" " " Set Screw
202490	14083	" Stand with 200383c
225391	14083	Thread Guide
201696J	14468	" " Lock Nut
225326	14468	" " Position Cup
225324	14083	" " Rod with 208E and 225322
208E	14468	Thread Guide Rod Screw
225322	14468	" " " Washer
225397	14083	Thread Unwinder (for three spools) complete, Nos. 201696J, 202490, 225323 to 225326, 225388, three each 225391 and wood screws $\frac{3}{4}$ in., No. 12

FEED DOGS

211786	14458	Feed Dog, for 248285 and 248286 ..
221446	---	" " " 248291 and 248292 ..

From the library of: Diamond Needle Corp

THROAT PLATES

No.	Plate	Name
248285	-----	Throat Plate, 50 needle hole, for needle sizes 14 and 15, in gauges from $\frac{3}{16}$ to $\frac{1}{4}$ in., in steps of $\frac{1}{32}$ in., for 211786
248286	14458	Throat Plate, 46 needle hole, for needle sizes 16 and 18, in gauges from $\frac{3}{16}$ to $\frac{1}{4}$ in., in steps of $\frac{1}{32}$ in., for 211786
248291	-----	Throat Plate, 59 needle hole, for needle sizes 14 and 15, in gauges from $\frac{1}{8}$ to $\frac{1}{4}$ in., in steps of $\frac{1}{16}$ in., for 221446
248292	-----	Throat Plate, 46 needle hole, for needle sizes 16 and 18, in gauges from $\frac{1}{8}$ to $\frac{1}{4}$ in., in steps of $\frac{1}{16}$ in., for 221446

MISCELLANEOUS PARTS

Used in conjunction with Thread Unwinder

60913	14083	Spool Weight with 60914
60914	-----	“ “ Center Pin
225377	14083	“ Wire, for small spools
27739	-----	Thread Cone (wood)

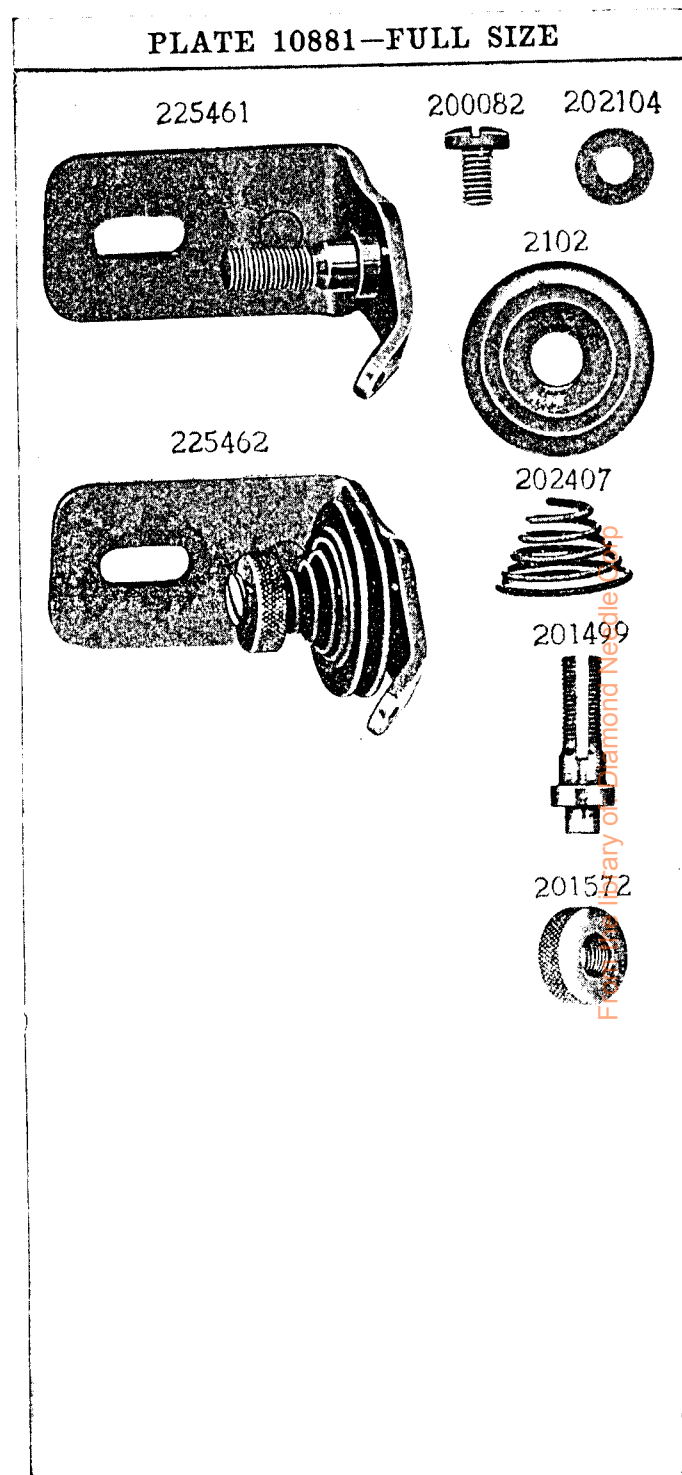


PLATE 10884—FULL SIZE

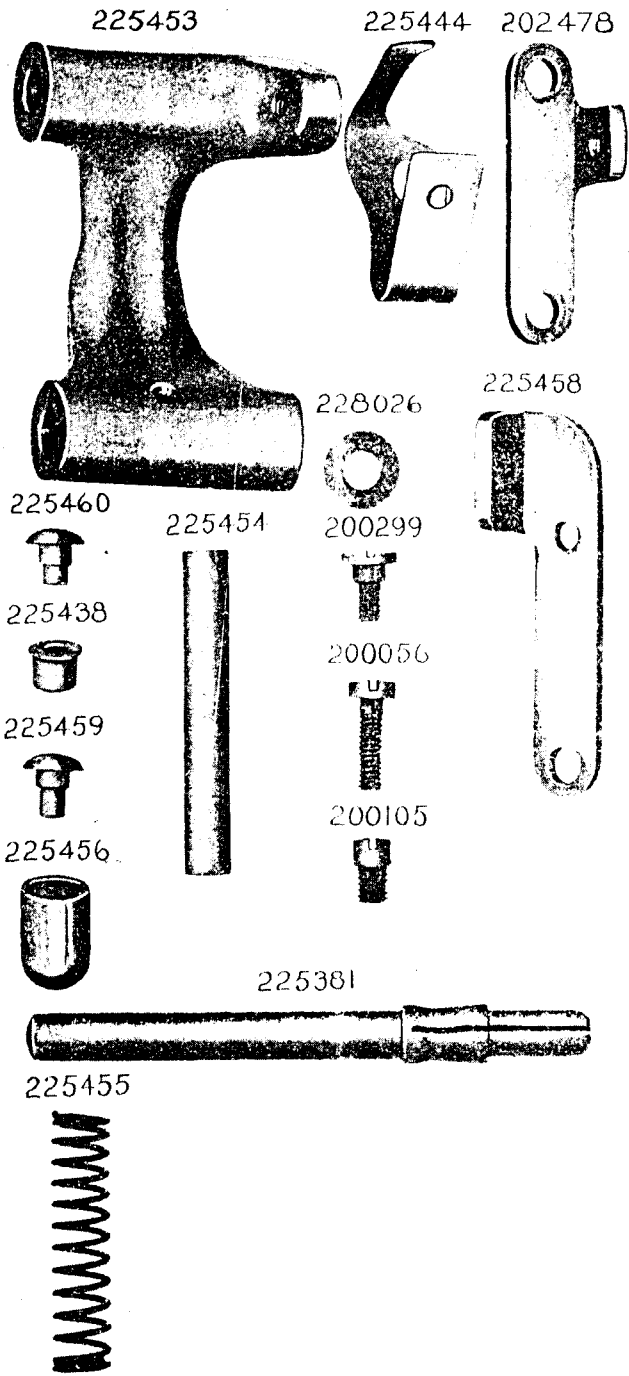



PLATE 10885—ONE-FOURTH SIZE



From the library of: D. G. M. Co.

PLATE 13233—ONE-HALF SIZE

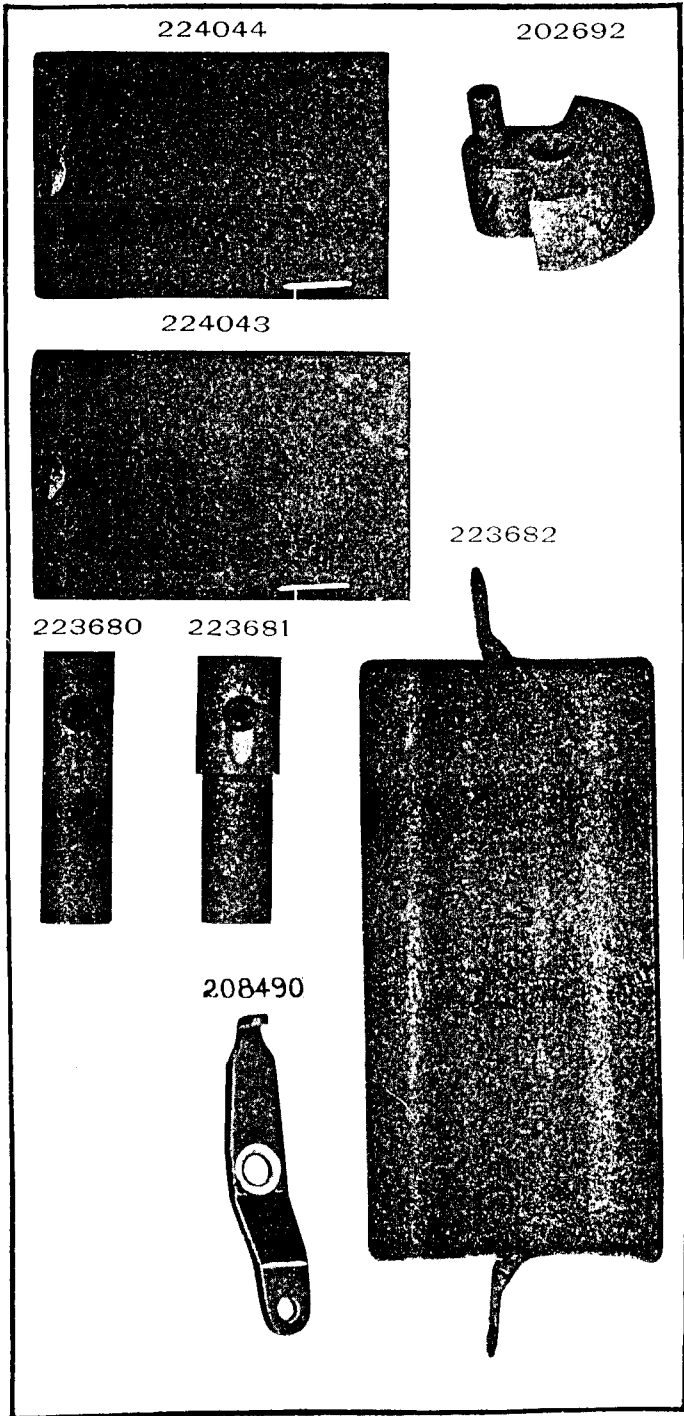
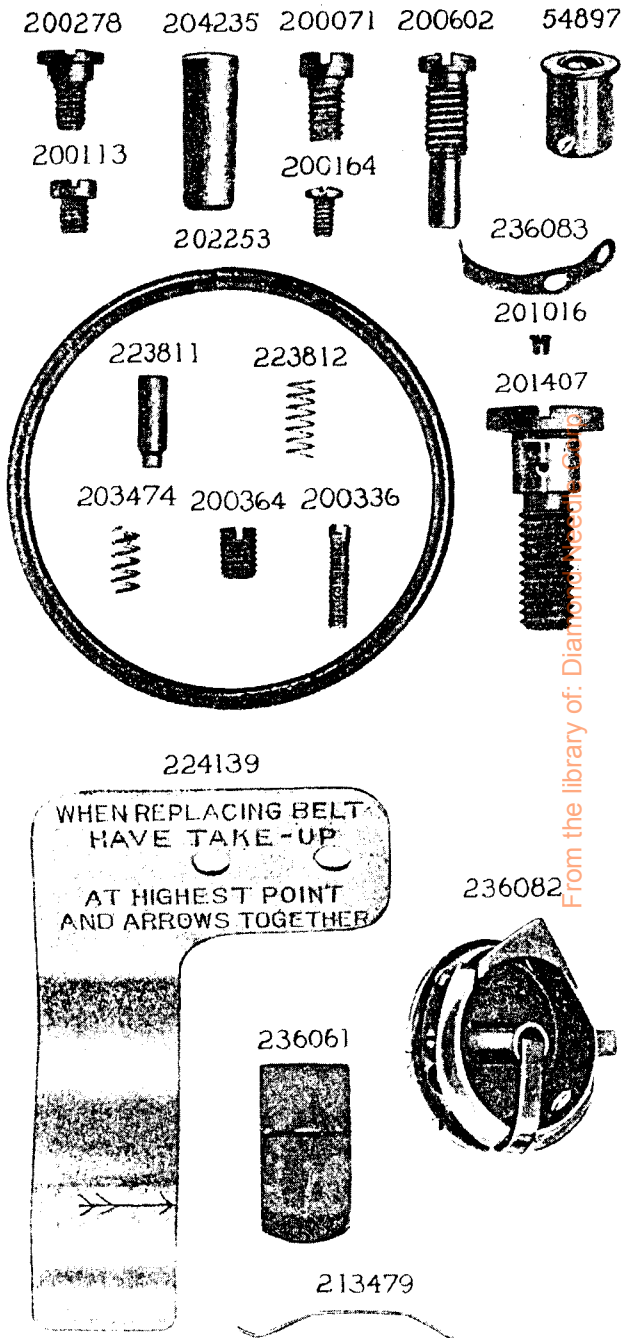


PLATE 13265—FULL SIZE



From the library of: [Diamon-Needle](#)

PLATE 13395—ONE-FOURTH SIZE

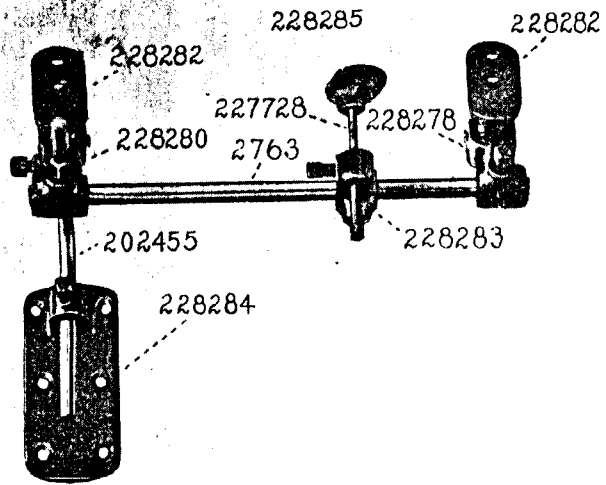
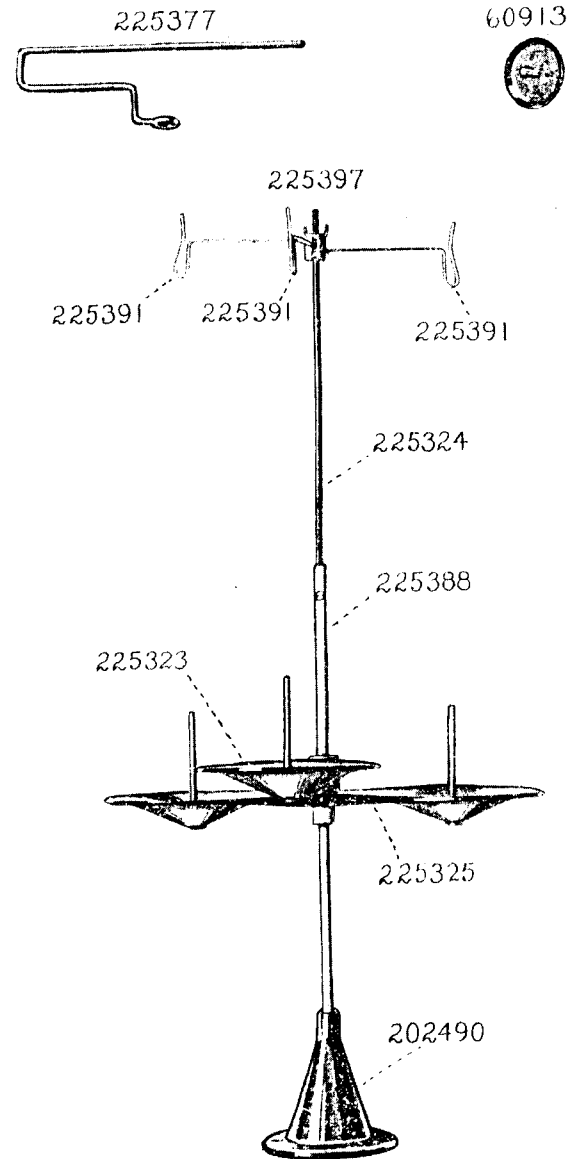


PLATE 14083—ONE-SIXTH SIZE



From the library of: Diamond Needle Corp

PLATE 14383—ONE-HALF SIZE

225497



225554

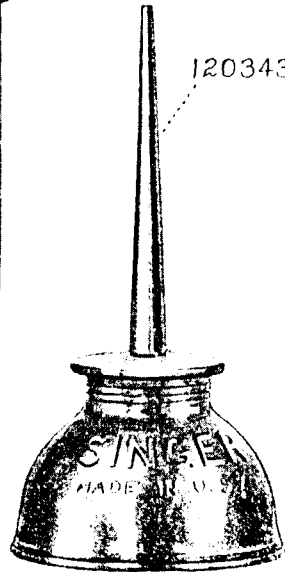


225498



120342

120343

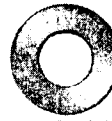


41400




PLATE 14458—FULL SIZE

202248

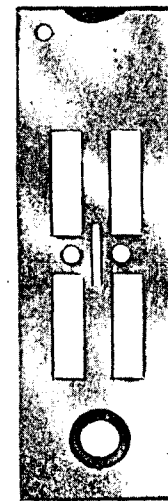


200004

202005




248286



201525

200502




211786



201408



203470



224138

200338



200327



200357



200328



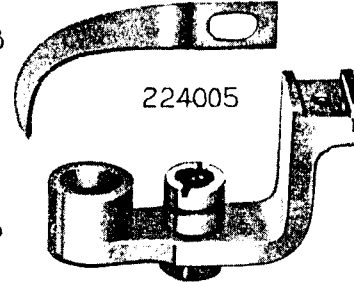
200335



200607



224004



224005

202301



202595



200429



200383



200019

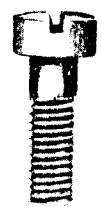



PLATE 14459—ONE-HALF SIZE

202243




207080




224111



224144



202258



224103



PLATE 14460—ONE-FOURTH SIZE

248277



223650



224106




224110



237804



235806



223684




237837



248293




237836




from the library of: Diamond Needle Corp

PLATE 14461—ONE-HALF SIZE


223853




223852



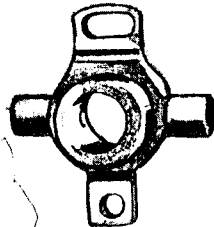
224141



224050



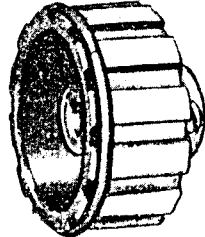
202300



224142



224112



224200


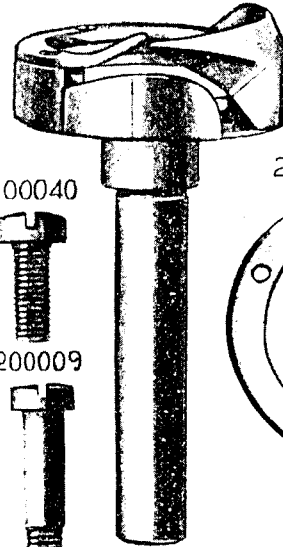



PLATE 14462—FULL SIZE

224115



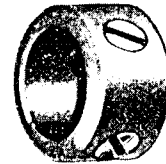
224154




225837



202625



224100



224022

200362




200096

223867




224019



201254



224020




201222




200382



224021



224052



200446



201220



200173



201253



From the library of: Diamond Needle Corp

PLATE 14463—ONE-HALF SIZE

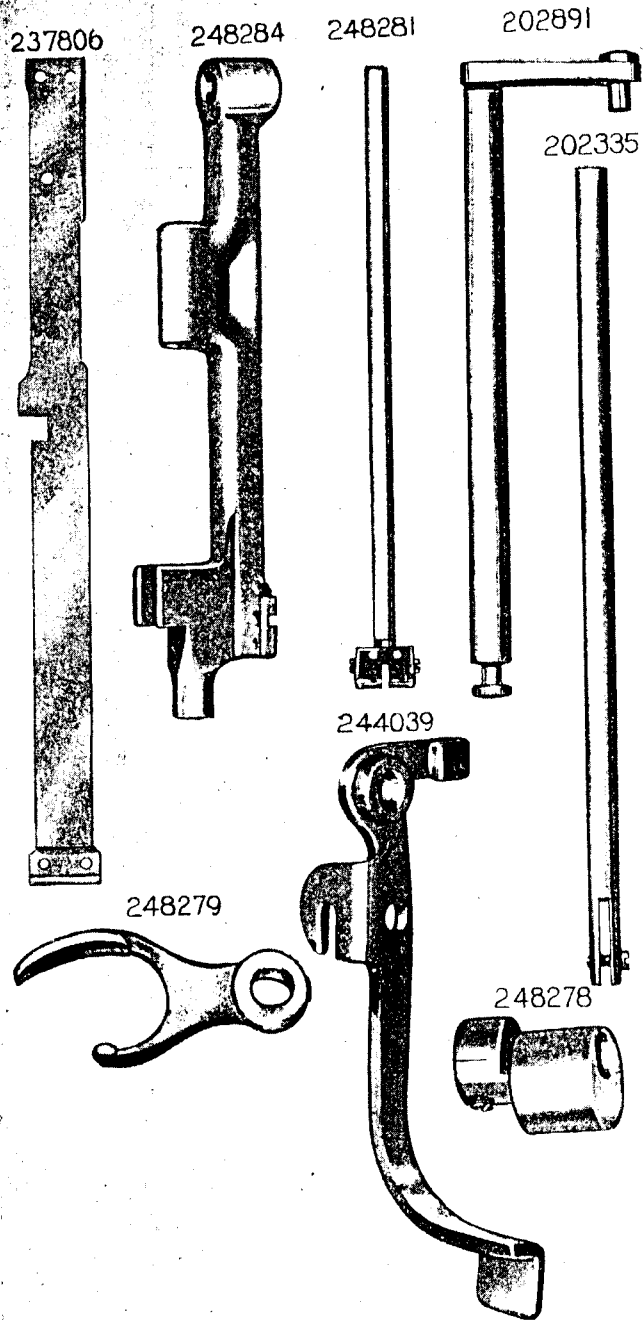


PLATE 14464—FULL SIZE

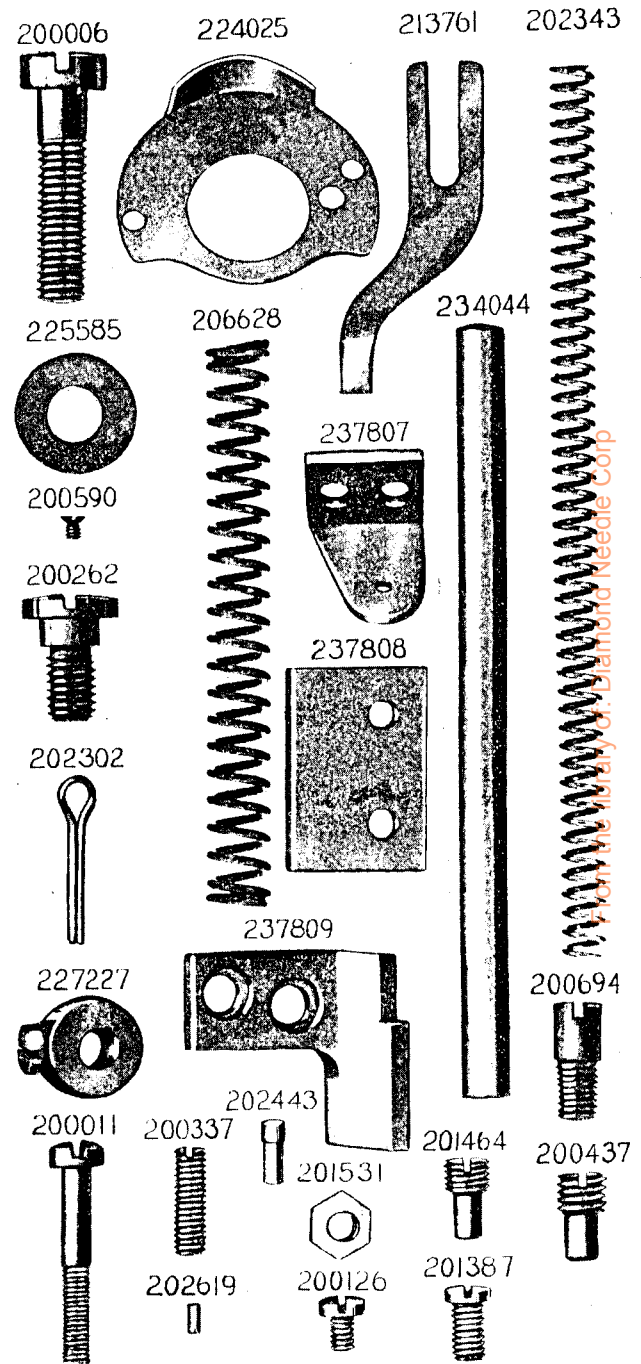


PLATE 14465—FULL SIZE

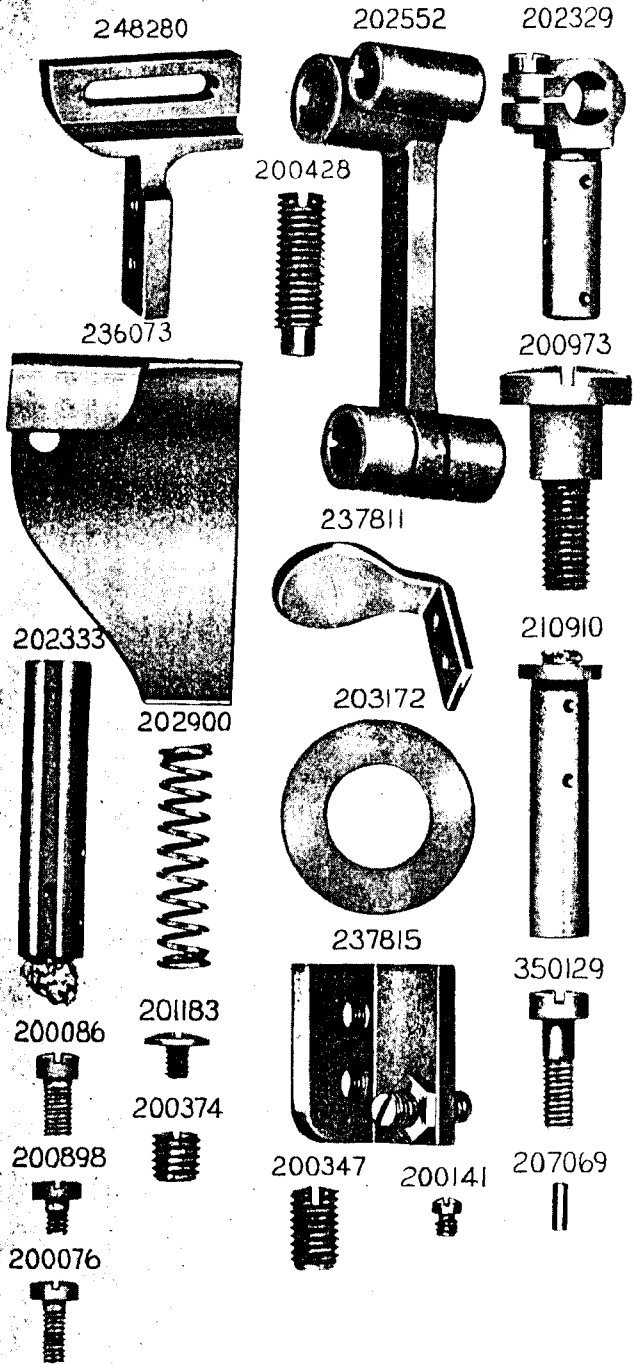


PLATE 14466—FULL SIZE

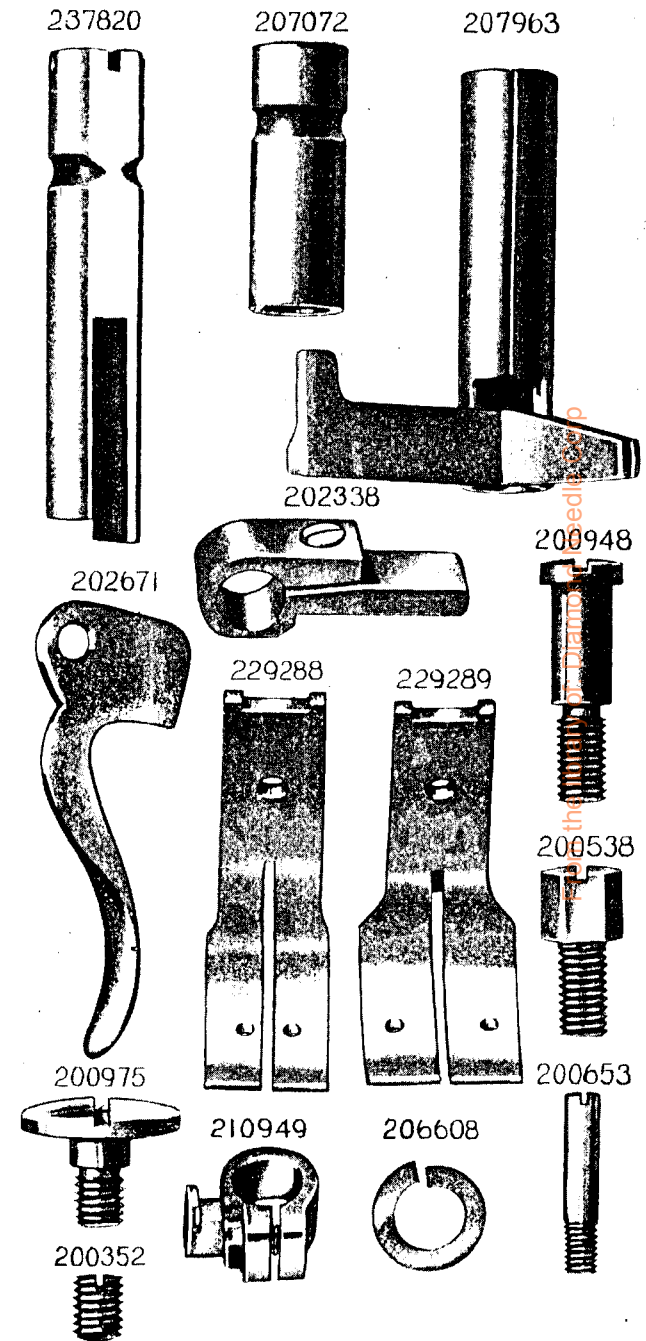


PLATE 14468—FULL SIZE

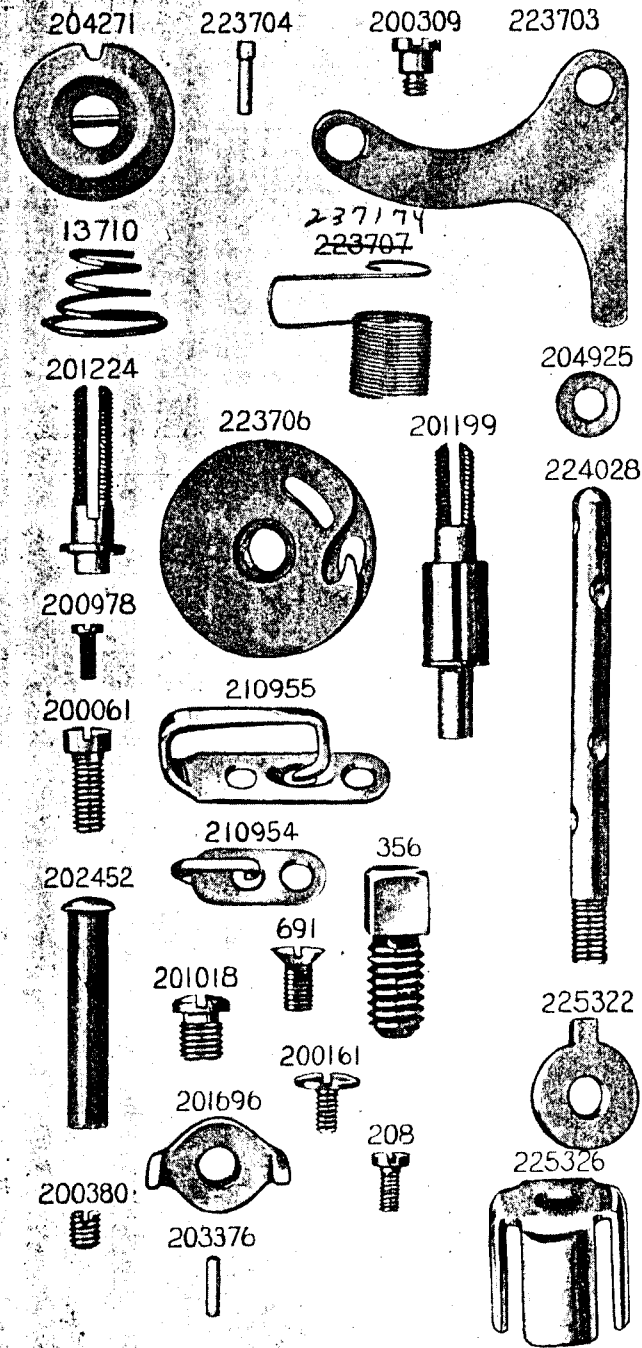


PLATE 14483—FULL SIZE

